



# 2015

---

Ibrahim Index of  
African Governance

---

**COUNTRY INSIGHTS**

---

**BURKINA FASO**



# Contents

---

|                                 |    |
|---------------------------------|----|
| What is the IIAG?               | 3  |
| How does Burkina Faso perform?  | 4  |
| Data Table                      | 8  |
| Burkina Faso within West Africa | 10 |
| Data Providers & IIAG Resources | 11 |

---

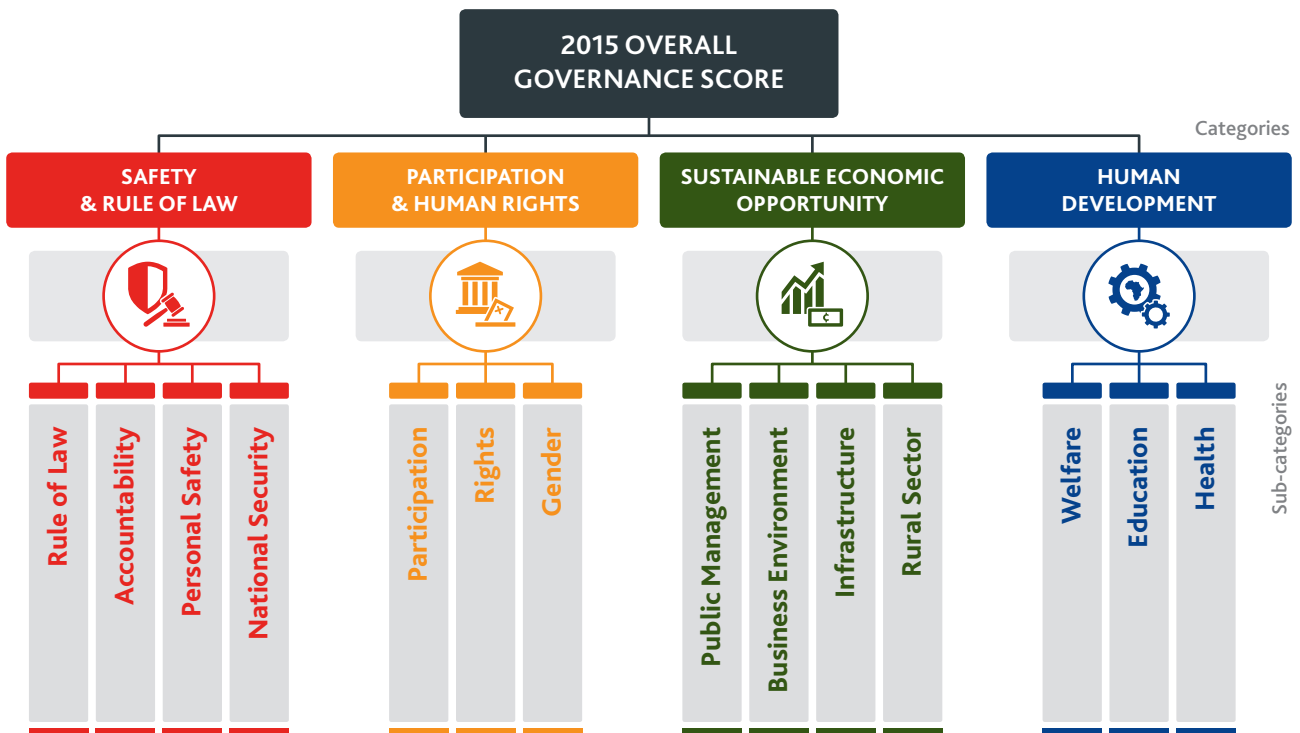
All figures have been rounded to the nearest one decimal place. This means that countries may appear to have the same score, or the change over time may appear inaccurate, but this is not the case when all decimal places are taken into account. Countries have been ranked and trends have been described on the basis of full scores not the rounded numbers that appear here.

Regional Economic Community (REC) averages are calculated by applying the REC's current membership configuration for all data years.

The Mo Ibrahim Foundation (MIF) is aware that some sources update their data sets after our documentation is sent to print. IIAG raw data are correct as per the date 'last accessed', which is stated for each indicator within the Data Portal ([www.moibrahimfoundation.org/iiag/downloads/](http://www.moibrahimfoundation.org/iiag/downloads/)).

South Sudan and Sudan are excluded from all group averages pre-2011 as neither country existed in their current configurations before the secession of South Sudan in 2011.

---



The Ibrahim Index of African Governance (IIAG) measures the quality of governance in every African country on an annual basis. It does this by compiling data from diverse global sources to build an accurate and detailed picture of governance performance in African countries.

The broad aim of the IIAG is to better inform and sustain the debate on African governance by providing a transparent and user-friendly resource to:

- support citizens, governments, institutions and the private sector to accurately assess the delivery of public goods and services, and policy outcomes.

- encourage data-driven narratives on governance issues.
- help determine, debate and strengthen government performance.

The IIAG was created in 2007 in recognition of the need for a quantifiable tool to accurately measure and monitor African governance performance, its progress over time and across countries, and as a means of supporting effective and responsive solutions to complex public policy challenges in developing countries. Policies need to be evaluated by their results, which can only be done if accompanied by robust data.

### 2015 Ibrahim Index of African Governance

**1** overall governance score is:



### BURKINA FASO

Burkina Faso's slight overall governance improvement in the past four years masks mixed performance at the category level. Despite progress in all *Human Development* sub-categories, Burkina Faso remains in the bottom half of the rankings in this category. Improvement in recent years in *Participation & Human Rights*, driven by gains made in *Gender* and an uptick in *Rights*, shows promise.

Although receiving its highest category rank in *Sustainable Economic Opportunity*, Burkina Faso shows its largest category deterioration in this governance dimension, with widespread decline across all its constituent sub-categories.

#### **Overall governance: marginal improvement in a mid-ranking country.**

Burkina Faso scores 52.2 (out of 100) in overall governance, ranking 22<sup>nd</sup> (out of 54) in Africa.

Burkina Faso shows overall governance improvement (+0.3) since 2011.

Burkina Faso scores higher than the African average and lower than the regional average for West Africa.

Burkina Faso is ranked 5<sup>th</sup> in West Africa in overall governance.

#### ***Safety & Rule of Law*: concerning trends in *National Security* and *Rule of Law*.**

Burkina Faso scores 55.2 in *Safety & Rule of Law*, ranking 25<sup>th</sup> on the continent.

Within the *Safety & Rule of Law* category, Burkina Faso's best sub-category performance is in *National Security*, scoring 81.6.

Burkina Faso's weakest sub-category performance in the *Safety & Rule of Law* category is in *Rule of Law*, scoring 44.8.

Burkina Faso has shown a deterioration (-1.2) in *Safety & Rule of Law* since 2011. This has been driven by deterioration in two of the four sub-categories: *Rule of Law* (-1.2) and *National Security* (-8.3).

#### ***Participation & Human Rights*: considerable strides forward in *Rights* and *Gender*.**

Burkina Faso scores 55.9 in *Participation & Human Rights*, ranking 22<sup>nd</sup> on the continent.

Within the *Participation & Human Rights* category, Burkina Faso's best sub-category performance is in *Rights*, scoring 64.8.

Burkina Faso's weakest sub-category performance in the *Participation & Human Rights* category is in *Participation*, scoring 44.1.

Burkina Faso has shown an improvement (+1.7) in *Participation & Human Rights* since 2011. This has been driven by improvement in two of the three sub-categories: *Rights* (+2.2) and *Gender* (+5.6).

***Sustainable Economic Opportunity: declines in all sub-categories hold back progress.***

Burkina Faso scores 49.0 in *Sustainable Economic Opportunity*, ranking 20<sup>th</sup> on the continent.

Within the *Sustainable Economic Opportunity* category, Burkina Faso's best sub-category performance is in *Public Management*, scoring 59.2.

Burkina Faso's weakest sub-category performance in the *Sustainable Economic Opportunity* category is in *Infrastructure*, scoring 26.3.

Burkina Faso has shown a deterioration (-2.2) in *Sustainable Economic Opportunity* since 2011. This has been driven by deterioration in all four sub-categories: *Public Management* (-0.8), *Business Environment* (-2.9), *Infrastructure* (-2.5) and *Rural Sector* (-2.4).

***Human Development: all-inclusive sub-category improvement.***

Burkina Faso scores 48.9 in *Human Development*, ranking 41<sup>st</sup> on the continent.

Within the *Human Development* category, Burkina Faso's best sub-category performance is in *Health*, scoring 63.1.

Burkina Faso's weakest sub-category performance in the *Human Development* category is in *Education*, scoring 29.7.

Burkina Faso has shown an improvement (+2.7) in *Human Development* since 2011. This has been driven by improvement in all three sub-categories: *Welfare* (+1.6), *Education* (+4.5) and *Health* (+2.1).

## How does Burkina Faso perform?

6

# BURKINA FASO



OVERALL  
GOVERNANCE

2014 SCORES & RANKS

SCORE/100

52.2

AFRICAN AVERAGE

50.1

CHANGE SINCE 2011

+0.3

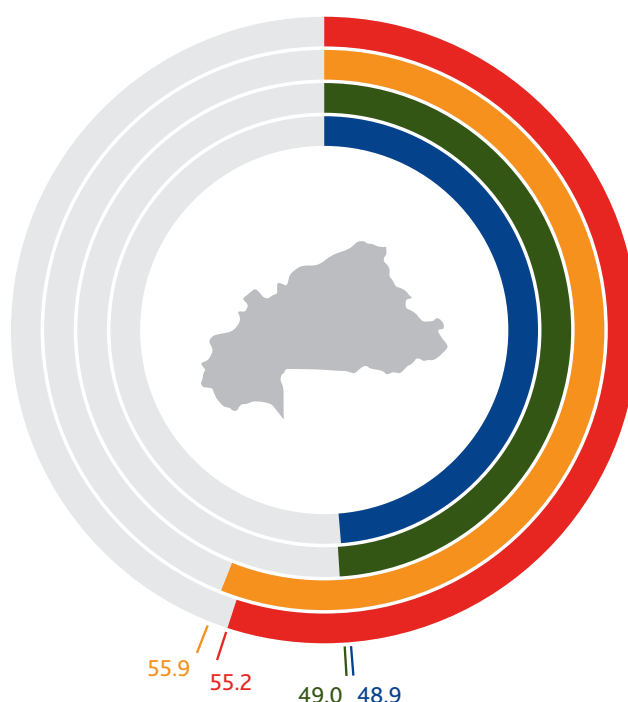
RANK/54

22

|  |                                   |
|--|-----------------------------------|
| Head of State  | Interim President Michel Kafando  |
| Date came to power                                     | 18 November 2014                  |
| Head of Government                                     | Prime Minister Yacouba Issac Zida |
| Date came to power                                     | 19 November 2014                  |
| Region   | West Africa                       |
| REC Membership(s)                                      | CEN-SAD, ECOWAS                   |
| Population (total m)                                   | 17.4                              |
| Urban population (% of total population)               | 29.0                              |
| African Peer Review Mechanism                          | Member, Peer reviewed, Reported   |
| African Charter on Democracy, Elections and Governance | Signed, Ratified                  |
| African Charter on Statistics                          | Signed, Ratified                  |

Information correct at 23 July 2015

- Safety & Rule of Law
- Sustainable Economic Opportunity
- Participation & Human Rights
- Human Development



SAFETY &  
RULE OF LAW



PARTICIPATION  
& HUMAN RIGHTS



SUSTAINABLE  
ECONOMIC  
OPPORTUNITY



HUMAN  
DEVELOPMENT

SCORE/100

55.2

SCORE/100

55.9

SCORE/100

49.0

SCORE/100

48.9

AFRICAN AVERAGE

51.3

AFRICAN AVERAGE

49.3

AFRICAN AVERAGE

43.2

AFRICAN AVERAGE

56.4

CHANGE SINCE 2011

-1.2

CHANGE SINCE 2011

+1.7

CHANGE SINCE 2011

-2.2

CHANGE SINCE 2011

+2.7

RANK/54

25

RANK/54

22

RANK/54

20

RANK/54

41

### 2014 SUB-CATEGORY SCORES & RANKS

| SAFETY & RULE OF LAW |           |                 |         |
|----------------------|-----------|-----------------|---------|
|                      | SCORE/100 | AFRICAN AVERAGE | RANK/54 |
| RULE OF LAW          | 44.8      | 50.8            | 34      |
| ACCOUNTABILITY       | 45.5      | 35.5            | 12      |
| PERSONAL SAFETY      | 48.8      | 44.0            | 26      |
| NATIONAL SECURITY    | 81.6      | 74.8            | 26      |

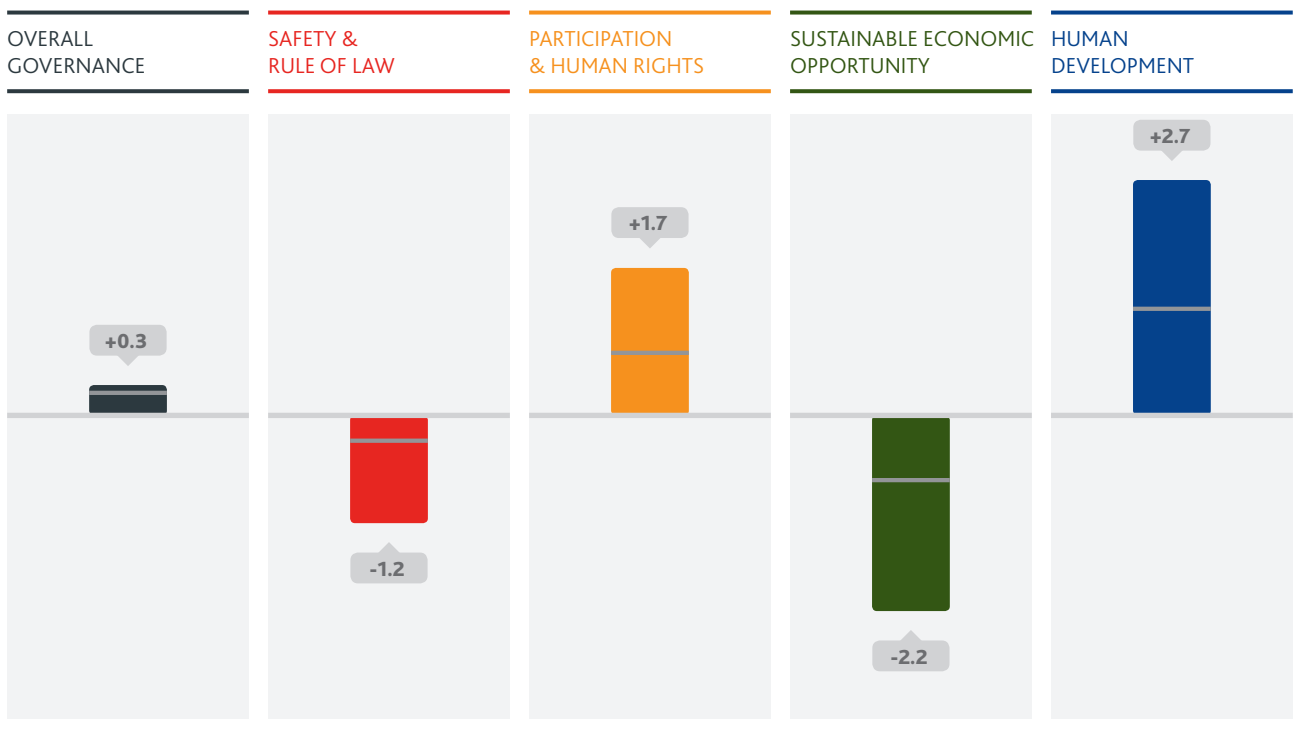
| SUSTAINABLE ECONOMIC OPPORTUNITY |           |                 |         |
|----------------------------------|-----------|-----------------|---------|
|                                  | SCORE/100 | AFRICAN AVERAGE | RANK/54 |
| PUBLIC MANAGEMENT                | 59.2      | 46.0            | 9       |
| BUSINESS ENVIRONMENT             | 51.4      | 40.7            | 14      |
| INFRASTRUCTURE                   | 26.3      | 36.5            | 38      |
| RURAL SECTOR                     | 58.9      | 50.5            | 15      |

| PARTICIPATION & HUMAN RIGHTS |           |                 |         |
|------------------------------|-----------|-----------------|---------|
|                              | SCORE/100 | AFRICAN AVERAGE | RANK/54 |
| PARTICIPATION                | 44.1      | 45.9            | 26      |
| RIGHTS                       | 64.8      | 47.3            | 11      |
| GENDER                       | 58.9      | 54.8            | 24      |

| HUMAN DEVELOPMENT |           |                 |         |
|-------------------|-----------|-----------------|---------|
|                   | SCORE/100 | AFRICAN AVERAGE | RANK/54 |
| WELFARE           | 53.8      | 50.9            | 21      |
| EDUCATION         | 29.7      | 48.8            | 49      |
| HEALTH            | 63.1      | 69.9            | 41      |

### TRENDS SINCE 2011, OVERALL GOVERNANCE & CATEGORY LEVELS

■ 2011-2014 — African average









## Burkina Faso within West Africa

10

# WEST AFRICA

2014 SCORE/100  
2014 RANK/15; 1=BEST



OVERALL GOVERNANCE

52.4



SAFETY & RULE OF LAW

54.8



PARTICIPATION  
& HUMAN RIGHTS

56.1



SUSTAINABLE ECONOMIC  
OPPORTUNITY

43.9



HUMAN DEVELOPMENT

54.7

### BENIN

|  |      |   |
|--|------|---|
|  | 58.8 | 4 |
|  | 61.2 | 4 |
|  | 68.3 | 4 |
|  | 47.7 | 7 |
|  | 57.8 | 5 |

### BURKINA FASO

|  |      |    |
|--|------|----|
|  | 52.2 | 5  |
|  | 55.2 | 8  |
|  | 55.9 | 8  |
|  | 49.0 | 6  |
|  | 48.9 | 11 |

### CABO VERDE

|  |      |   |
|--|------|---|
|  | 74.5 | 1 |
|  | 75.9 | 1 |
|  | 83.1 | 1 |
|  | 60.6 | 1 |
|  | 78.6 | 1 |

### CÔTE D'IVOIRE

|  |      |    |
|--|------|----|
|  | 48.3 | 12 |
|  | 47.0 | 13 |
|  | 50.3 | 9  |
|  | 46.0 | 8  |
|  | 49.7 | 10 |

### GAMBIA

|  |      |    |
|--|------|----|
|  | 50.5 | 8  |
|  | 50.1 | 10 |
|  | 36.4 | 15 |
|  | 50.2 | 4  |
|  | 65.3 | 3  |

### GHANA

|  |      |   |
|--|------|---|
|  | 67.3 | 2 |
|  | 70.6 | 2 |
|  | 76.1 | 2 |
|  | 51.3 | 3 |
|  | 71.5 | 2 |

### GUINEA

|  |      |    |
|--|------|----|
|  | 43.7 | 14 |
|  | 47.9 | 12 |
|  | 46.0 | 12 |
|  | 32.4 | 14 |
|  | 48.7 | 12 |

### GUINEA-BISSAU

|  |      |    |
|--|------|----|
|  | 35.7 | 15 |
|  | 36.8 | 15 |
|  | 37.7 | 14 |
|  | 24.1 | 15 |
|  | 44.2 | 14 |

### LIBERIA

|  |      |    |
|--|------|----|
|  | 50.7 | 7  |
|  | 55.6 | 6  |
|  | 56.2 | 7  |
|  | 39.9 | 11 |
|  | 50.9 | 9  |

### MALI

|  |      |    |
|--|------|----|
|  | 48.7 | 9  |
|  | 48.7 | 11 |
|  | 45.8 | 13 |
|  | 49.2 | 5  |
|  | 51.0 | 8  |

### NIGER

|  |      |    |
|--|------|----|
|  | 48.4 | 10 |
|  | 51.5 | 9  |
|  | 56.8 | 6  |
|  | 42.3 | 9  |
|  | 43.1 | 15 |

### NIGERIA

|  |      |    |
|--|------|----|
|  | 44.9 | 13 |
|  | 41.8 | 14 |
|  | 48.8 | 10 |
|  | 37.0 | 13 |
|  | 52.0 | 7  |

### SENEGAL

|  |      |   |
|--|------|---|
|  | 62.4 | 3 |
|  | 66.5 | 3 |
|  | 70.6 | 3 |
|  | 51.3 | 2 |
|  | 61.1 | 4 |

### SIERRA LEONE

|  |      |    |
|--|------|----|
|  | 51.0 | 6  |
|  | 58.0 | 5  |
|  | 60.8 | 5  |
|  | 39.9 | 10 |
|  | 45.1 | 13 |

### TOGO

|  |      |    |
|--|------|----|
|  | 48.4 | 11 |
|  | 55.3 | 7  |
|  | 48.4 | 11 |
|  | 37.5 | 12 |
|  | 52.4 | 6  |

The 2015 IIAG was calculated using data from 33 independent institutions.

African Development Bank (AfDB)  
 African Union Commission (AUC)  
 Armed Conflict Location & Event Data Project (ACLED)  
 Bertelsmann Stiftung (BS)  
 Economist Intelligence Unit (EIU)  
 Freedom House (FH)  
 Ghana Center for Democratic Development (CDD-Ghana)  
 Global Integrity (GI)  
 Institut de Recherche Empirique en Economie Politique (IREEP)  
 Inter-agency Group for Child Mortality Estimation (IGME)  
 Internal Displacement Monitoring Centre (IDMC)  
 International Centre for Tax and Development (ICTD)  
 International Fund for Agricultural Development (IFAD)  
 International Telecommunication Union (ITU)  
 Inter-Parliamentary Union (IPU)  
 Joint United Nations Programme on HIV/AIDS (UNAIDS)  
 Office of the High Commissioner for Human Rights (OHCHR)  
 Office of the United Nations High Commissioner for Refugees (UNHCR)  
 Organisation for Economic Co-operation and Development (OECD)  
 Political Terror Scale (PTS)  
 Reporters sans frontières (RSF)  
 The Heritage Foundation (HER)  
 United Nations Children's Fund (UNICEF)  
 United Nations Department of Economic and Social Affairs (UNDESA)  
 United Nations Development Programme (UNDP)  
 United Nations Economic Commission for Africa (UNECA)  
 United Nations Educational, Scientific and Cultural Organization (UNESCO)  
 United Nations Office of Legal Affairs (UNOLA)  
 United States Department of State - Office to Monitor and Combat Trafficking in Persons (USDS)  
 Uppsala University, Department of Peace and Conflict Research - Uppsala Conflict Data Programme (UCDP)  
 World Bank (WB)  
 World Economic Forum (WEF)  
 World Health Organization (WHO)

To explore the 2015 IIAG further, including information on the IIAG methodology and data sources, download the IIAG Data Portal, Executive Summary or Sub-category Insights from [www.moibrahimfoundation.org/iiag/downloads/](http://www.moibrahimfoundation.org/iiag/downloads/).



The IIAG Data Portal is an interactive Excel-based application, available for in-depth analysis of the results of the IIAG, in English or French.

- > EXPLORE KEY FINDINGS
- > EXPLORE BY COUNTRY
- > EXPLORE BY REGION, REC OR GEOGRAPHICAL GROUPING
- > EXPLORE BY INDICATOR
- > COMPARE COUNTRIES OR GROUPS



Join the discussion on Twitter or Facebook:

[@Mo\\_IbrahimFdn](https://twitter.com/Mo_IbrahimFdn) #IIAG [f /MoIbrahimFoundation](https://www.facebook.com/MoIbrahimFoundation)

[www.moibrahimfoundation.org](http://www.moibrahimfoundation.org)

 /MoIbrahimFoundation  @Mo\_IbrahimFdn #IIAG