



# 2015

---

Ibrahim Index of  
African Governance

---

**COUNTRY INSIGHTS**

---

**CAMEROON**



# Contents

---

What is the IIAG?	3
How does Cameroon perform?	4
Data Table	8
Cameroon within Central Africa	10
Data Providers & IIAG Resources	11

---

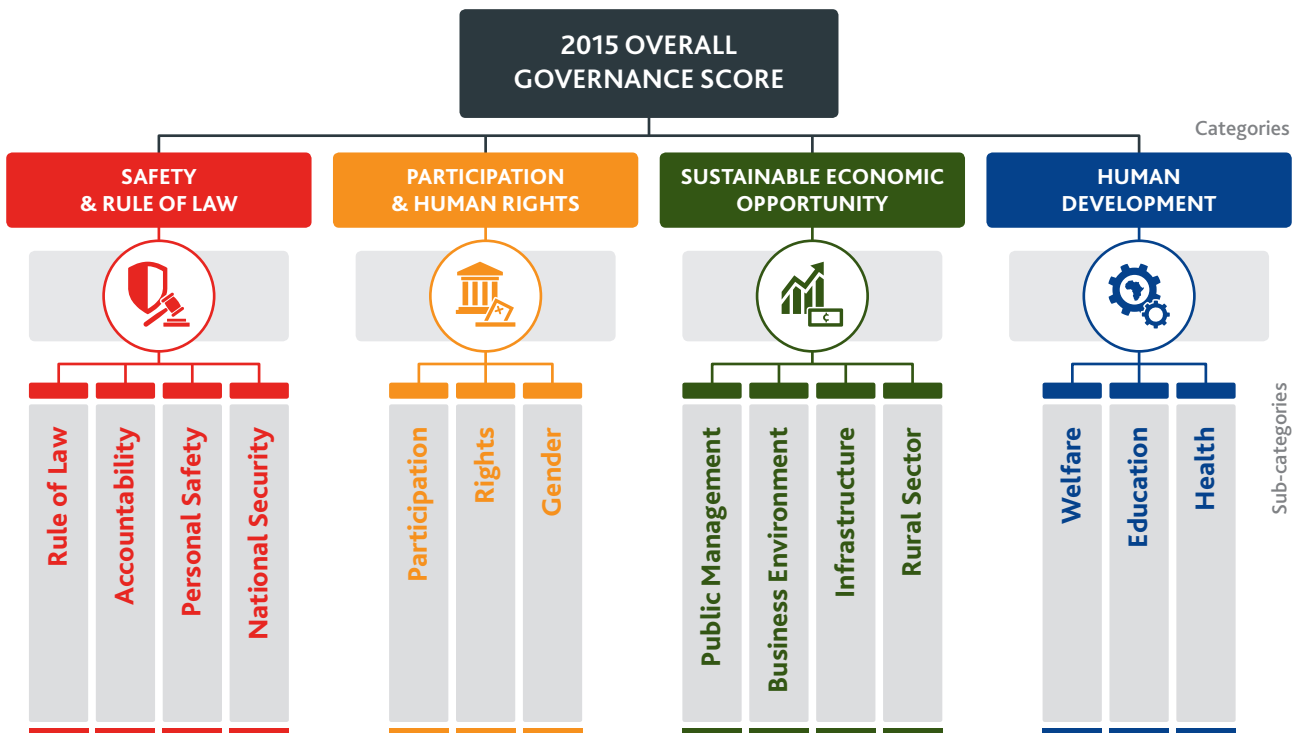
All figures have been rounded to the nearest one decimal place. This means that countries may appear to have the same score, or the change over time may appear inaccurate, but this is not the case when all decimal places are taken into account. Countries have been ranked and trends have been described on the basis of full scores not the rounded numbers that appear here.

Regional Economic Community (REC) averages are calculated by applying the REC's current membership configuration for all data years.

The Mo Ibrahim Foundation (MIF) is aware that some sources update their data sets after our documentation is sent to print. IIAG raw data are correct as per the date 'last accessed', which is stated for each indicator within the Data Portal ([www.moibrahimfoundation.org/iiag/downloads/](http://www.moibrahimfoundation.org/iiag/downloads/)).

South Sudan and Sudan are excluded from all group averages pre-2011 as neither country existed in their current configurations before the secession of South Sudan in 2011.

---



The Ibrahim Index of African Governance (IIAG) measures the quality of governance in every African country on an annual basis. It does this by compiling data from diverse global sources to build an accurate and detailed picture of governance performance in African countries.

The broad aim of the IIAG is to better inform and sustain the debate on African governance by providing a transparent and user-friendly resource to:

- support citizens, governments, institutions and the private sector to accurately assess the delivery of public goods and services, and policy outcomes.

- encourage data-driven narratives on governance issues.
- help determine, debate and strengthen government performance.

The IIAG was created in 2007 in recognition of the need for a quantifiable tool to accurately measure and monitor African governance performance, its progress over time and across countries, and as a means of supporting effective and responsive solutions to complex public policy challenges in developing countries. Policies need to be evaluated by their results, which can only be done if accompanied by robust data.

### 2015 Ibrahim Index of African Governance

**1** overall governance score is:



### CAMEROON

Cameroon's governance performance shows decline in three of the four categories, resulting in a negative trend at the overall governance level. It faces mounting challenges in *Safety & Rule of Law*, particularly in *National Security*, which has shown a marked deterioration in the past four years.

In *Participation & Human Rights*, despite marginal gains in *Participation*, Cameroon's weakening performance in *Rights* is of concern.

While its deterioration in *Sustainable Economic Opportunity* reflects the general continental decline in this category, Cameroon remains the highest scoring Central African country in this governance component.

#### **Overall governance: performance registers downward shift.**

Cameroon scores 45.9 (out of 100) in overall governance, ranking 37<sup>th</sup> (out of 54) in Africa.

Cameroon shows overall governance deterioration (-1.3) since 2011.

Cameroon scores lower than the African average and higher than the regional average for Central Africa.

Cameroon is ranked 3<sup>rd</sup> in Central Africa in overall governance.

#### ***Safety & Rule of Law*: concerning results in *National Security*.**

Cameroon scores 44.2 in *Safety & Rule of Law*, ranking 39<sup>th</sup> on the continent.

Within the *Safety & Rule of Law* category, Cameroon's best sub-category performance is in *National Security*, scoring 70.7.

Cameroon's weakest sub-category performance in the *Safety & Rule of Law* category is in *Accountability*, scoring 31.2.

Cameroon has shown a deterioration (-4.0) in *Safety & Rule of Law* since 2011. This has been driven by deterioration in three of the four sub-categories: *Rule of Law* (-0.1), *Accountability* (-6.2) and *National Security* (-13.9).

#### ***Participation & Human Rights*: challenges in *Rights*.**

Cameroon scores 37.9 in *Participation & Human Rights*, ranking 37<sup>th</sup> on the continent.

Within the *Participation & Human Rights* category, Cameroon's best sub-category performance is in *Gender*, scoring 51.6.

Cameroon's weakest sub-category performance in the *Participation & Human Rights* category is in *Participation*, scoring 27.5.

Cameroon has shown a deterioration (-2.1) in *Participation & Human Rights* since 2011. This has been driven by deterioration in two of the three sub-categories: *Rights* (-8.0) and *Gender* (-1.1).

***Sustainable Economic Opportunity: negative trends.***

Cameroon scores 41.6 in *Sustainable Economic Opportunity*, ranking 30<sup>th</sup> on the continent.

Within the *Sustainable Economic Opportunity* category, Cameroon's best sub-category performance is in *Rural Sector*, scoring 48.4.

Cameroon's weakest sub-category performance in the *Sustainable Economic Opportunity* category is in *Business Environment*, scoring 32.8.

Cameroon has shown a deterioration (-1.1) in *Sustainable Economic Opportunity* since 2011. This has been driven by deterioration in three of the four sub-categories: *Public Management* (-1.6), *Business Environment* (-2.6) and *Rural Sector* (-2.8).

***Human Development: Cameroon's only category-level improvement.***

Cameroon scores 59.8 in *Human Development*, ranking 21<sup>st</sup> on the continent.

Within the *Human Development* category, Cameroon's best sub-category performance is in *Health*, scoring 75.6.

Cameroon's weakest sub-category performance in the *Human Development* category is in *Education*, scoring 51.8.

Cameroon has shown an improvement (+2.1) in *Human Development* since 2011. This has been driven by improvement in two of the three sub-categories: *Education* (+3.0) and *Health* (+3.7).

## CAMEROON



2014 SCORES & RANKS

SCORE/100

45.9

AFRICAN AVERAGE

50.1

CHANGE SINCE 2011

-1.3

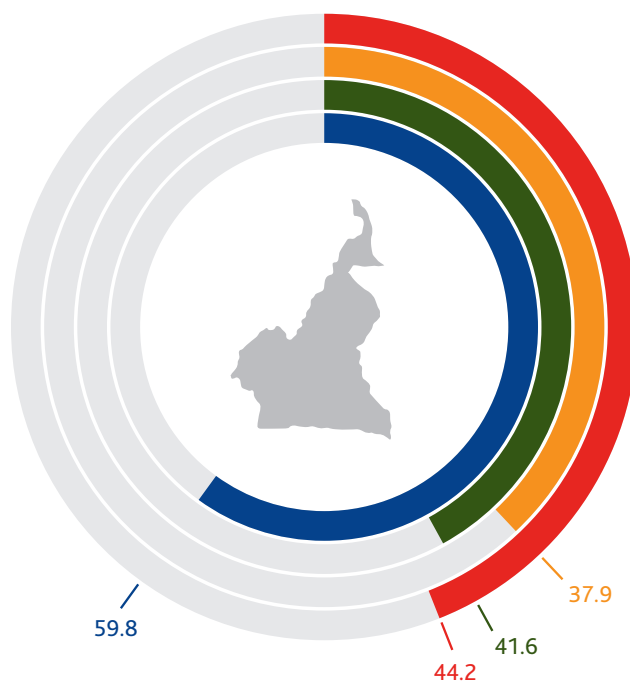
RANK/54

37

Head of State	President Paul Biya
Date came to power	6 November 1982
Head of Government	Prime Minister Philemon Yang
Date came to power	30 June 2009
Region	Central Africa
REC Membership(s)	ECCAS
Population (total m)	22.8
Urban population (% of total population)	53.8
African Peer Review Mechanism	Member
African Charter on Democracy, Elections and Governance	Not signed, Not ratified
African Charter on Statistics	Not signed, Not ratified

Information correct at 23 July 2015

- Safety & Rule of Law
- Participation & Human Rights
- Sustainable Economic Opportunity
- Human Development



SCORE/100

44.2

AFRICAN AVERAGE

51.3

CHANGE SINCE 2011

-4.0

RANK/54

39



SCORE/100

37.9

AFRICAN AVERAGE

49.3

CHANGE SINCE 2011

-2.1

RANK/54

37



SCORE/100

41.6

AFRICAN AVERAGE

43.2

CHANGE SINCE 2011

-1.1

RANK/54

30



SCORE/100

59.8

AFRICAN AVERAGE

56.4

CHANGE SINCE 2011

+2.1

RANK/54

21

### 2014 SUB-CATEGORY SCORES & RANKS

SAFETY & RULE OF LAW			
	SCORE/100	AFRICAN AVERAGE	RANK/54
RULE OF LAW	37.2	50.8	42
ACCOUNTABILITY	31.2	35.5	34
PERSONAL SAFETY	37.8	44.0	38
NATIONAL SECURITY	70.7	74.8	37

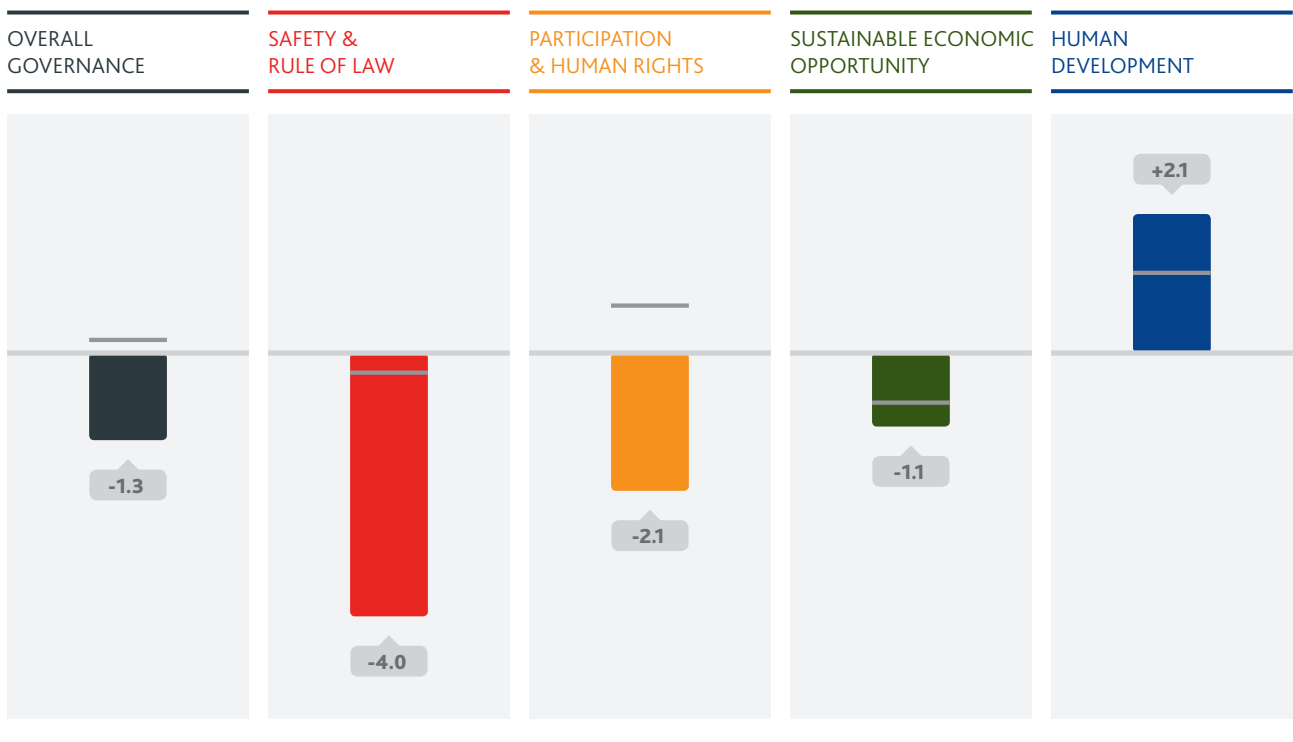
SUSTAINABLE ECONOMIC OPPORTUNITY			
	SCORE/100	AFRICAN AVERAGE	RANK/54
PUBLIC MANAGEMENT	45.9	46.0	30
BUSINESS ENVIRONMENT	32.8	40.7	36
INFRASTRUCTURE	39.2	36.5	21
RURAL SECTOR	48.4	50.5	31

PARTICIPATION & HUMAN RIGHTS			
	SCORE/100	AFRICAN AVERAGE	RANK/54
PARTICIPATION	27.5	45.9	38
RIGHTS	34.6	47.3	38
GENDER	51.6	54.8	33

HUMAN DEVELOPMENT			
	SCORE/100	AFRICAN AVERAGE	RANK/54
WELFARE	51.9	50.9	26
EDUCATION	51.8	48.8	23
HEALTH	75.6	69.9	19

### TRENDS SINCE 2011, OVERALL GOVERNANCE & CATEGORY LEVELS

■ 2011-2014 — African average



# Data Table

8

## CAMEROON

Score/100; 100 = best

	2000	2001	2002	2003	2004	2005	2006	2007	2008	2009	2010	2011	2012	2013	2014	Change 2011-2014
<b>OVERALL SCORE</b>	42.9	44.4	44.5	44.8	45.4	45.3	45.8	47.1	47.4	46.8	46.9	47.1	47.8	47.3	45.9	-1.3
<b>SAFETY &amp; RULE OF LAW</b>	48.1	48.6	48.5	48.4	48.6	47.5	48.8	50.3	47.9	47.1	47.8	48.2	49.1	47.3	44.2	-4.0
<b>RULE OF LAW</b>	43.0	43.0	43.0	43.0	43.0	42.5	42.5	43.2	41.5	36.6	37.2	37.3	37.1	36.8	37.2	-0.1
Property Rights (AfDB/WB/BS/HER/WEF)	39.5	39.5	39.5	39.5	39.5	37.0	36.9	40.6	40.5	38.9	40.2	39.8	41.3	41.2	38.5	-1.3
Judicial Process (EIU/GI)	25.0	25.0	25.0	25.0	25.0	25.0	25.0	25.0	25.0	25.0	25.0	25.0	25.0	25.0	25.0	0.0
Judicial Independence (BS/GI/WEF)	17.3	17.3	17.3	17.3	17.3	17.3	17.3	17.2	17.2	19.0	20.9	21.5	19.4	17.9	22.4	+0.9
Sanctions (CDD)	100.0	100.0	100.0	100.0	100.0	100.0	100.0	100.0	100.0	100.0	100.0	100.0	100.0	100.0	100.0	0.0
Transfers of Power (EIU)	33.3	33.3	33.3	33.3	33.3	33.3	33.3	33.3	25.0	0.0	0.0	0.0	0.0	0.0	0.0	0.0
<b>ACCOUNTABILITY</b>	26.2	26.2	26.2	27.8	27.4	27.9	28.9	32.2	34.3	35.2	36.0	37.4	36.5	34.8	31.2	-6.2
Accountability, Transparency & Corruption in the Public Sector (AfDB/WB)	37.7	37.7	37.7	37.7	37.7	46.4	46.4	52.7	52.7	52.7	52.7	52.7	52.7	54.8	56.8	+4.2
Access to Information (GI)	12.5	12.5	12.5	12.5	12.5	12.5	12.5	12.5	12.5	12.5	12.5	12.5	12.5	12.5	0.0	-12.5
Online Services (UNDESA)	21.4	21.4	21.4	21.4	16.7	13.9	15.8	17.8	19.8	20.9	22.0	32.7	43.4	35.9	28.4	-4.3
Corruption & Bureaucracy (WB)	14.3	14.3	14.3	28.6	29.7	28.6	28.6	28.6	28.6	28.6	28.6	28.6	28.6	28.6	28.6	0.0
Corruption in Government & Public Officials (EIU)	40.0	40.0	40.0	40.0	40.0	40.0	40.0	40.0	40.0	40.0	40.0	40.0	25.0	20.0	20.0	-20.0
Diversion of Public Funds (WEF)	6.0	6.0	6.0	6.0	6.0	6.0	6.0	3.8	4.0	10.7	17.0	18.6	14.7	10.6	20.8	+2.2
Accountability of Public Officials (EIU)	0.0	0.0	0.0	0.0	0.0	0.0	0.0	16.7	33.3	33.3	33.3	33.3	33.3	33.3	33.3	0.0
Public Sector Corruption Investigation (GI)	75.0	75.0	75.0	75.0	75.0	75.0	75.0	75.0	75.0	75.0	75.0	75.0	75.0	75.0	50.0	-25.0
Prosecution of Abuse of Office (BS)	28.6	28.6	28.6	28.6	28.6	28.6	35.7	42.9	42.9	42.9	42.9	42.9	42.9	42.9	42.9	0.0
<b>PERSONAL SAFETY</b>	38.1	40.1	40.1	38.1	39.1	34.9	39.1	41.2	36.1	37.1	33.3	33.6	38.0	37.7	37.8	+4.2
Safety of the Person (EIU)	25.0	25.0	25.0	25.0	25.0	25.0	25.0	25.0	25.0	25.0	25.0	25.0	25.0	25.0	25.0	0.0
Police Services (GI/WEF)	15.9	15.9	15.9	15.9	15.9	15.9	15.9	22.0	29.3	22.6	19.4	21.8	23.7	28.8	29.2	+7.4
Social Unrest (EIU)	50.0	50.0	50.0	50.0	50.0	50.0	50.0	50.0	50.0	43.8	25.0	25.0	25.0	25.0	25.0	0.0
Violent Crime (EIU)	25.0	25.0	25.0	25.0	25.0	25.0	25.0	25.0	25.0	25.0	25.0	25.0	25.0	25.0	25.0	0.0
Political Violence (ACLED/PTS)	62.5	75.0	75.0	62.5	68.8	68.8	68.8	75.0	62.5	81.3	80.7	80.1	79.5	72.7	72.7	-7.4
Human Trafficking (USDs)	50.0	50.0	50.0	50.0	50.0	25.0	50.0	50.0	25.0	25.0	25.0	25.0	50.0	50.0	50.0	+25.0
<b>NATIONAL SECURITY</b>	84.9	84.9	84.8	84.8	84.8	84.7	84.7	84.7	79.6	79.6	84.6	84.6	84.7	79.7	70.7	-13.9
Government Involvement in Armed Conflict (UCDP)	100.0	100.0	100.0	100.0	100.0	100.0	100.0	100.0	100.0	100.0	100.0	100.0	100.0	100.0	83.3	-16.7
Domestic Armed Conflict (EIU)	75.0	75.0	75.0	75.0	75.0	75.0	75.0	75.0	50.0	50.0	50.0	50.0	50.0	50.0	50.0	0.0
Cross-border Tensions (EIU)	50.0	50.0	50.0	50.0	50.0	50.0	50.0	50.0	50.0	50.0	75.0	75.0	75.0	50.0	25.0	-50.0
Internally Displaced People (IDMC)	100.0	100.0	100.0	100.0	100.0	100.0	100.0	100.0	100.0	100.0	100.0	100.0	100.0	100.0	96.3	-3.7
Political Refugees (UNHCR)	99.6	99.5	99.2	99.0	98.8	98.6	98.5	98.4	98.1	98.0	98.0	98.1	98.3	98.6	98.7	+0.7
<b>PARTICIPATION &amp; HUMAN RIGHTS</b>	37.0	38.2	38.0	38.3	39.9	39.9	39.6	39.8	40.4	39.6	39.7	40.0	39.7	39.6	37.9	-2.1
<b>PARTICIPATION</b>	18.5	21.8	21.8	21.8	26.8	26.8	25.7	23.9	23.2	23.9	24.6	24.6	26.0	27.5	27.5	+2.8
Political Rights (FH)	0.0	16.7	16.7	16.7	16.7	16.7	16.7	16.7	16.7	16.7	16.7	16.7	16.7	16.7	16.7	0.0
Political Participation (EIU)	35.6	35.6	35.6	35.6	35.6	35.6	35.6	32.1	28.5	32.1	35.6	35.6	42.7	49.9	49.9	+14.2
Free & Fair Elections (BS)	22.2	22.2	22.2	22.2	22.2	22.2	22.2	22.2	22.2	22.2	22.2	22.2	22.2	22.2	22.2	0.0
Free & Fair Executive Elections (IREEP)	12.5	12.5	12.5	12.5	37.5	37.5	37.5	37.5	37.5	37.5	37.5	37.5	37.5	37.5	37.5	0.0
Effective Power to Govern (BS)	22.2	22.2	22.2	22.2	22.2	22.2	16.7	11.1	11.1	11.1	11.1	11.1	11.1	11.1	11.1	0.0
<b>RIGHTS</b>	42.0	42.2	42.4	42.3	42.2	42.4	42.5	46.0	48.3	43.9	42.6	42.5	42.0	39.7	34.6	-8.0
Freedom of Expression (BS/FH/GI/RSF)	43.3	44.2	45.2	44.5	44.2	45.2	45.9	47.9	47.9	47.6	47.3	47.0	47.6	46.5	46.0	-1.0
Freedom of Association & Assembly (BS/GI)	59.7	59.7	59.7	59.7	59.7	59.7	59.7	59.7	59.7	59.7	59.7	59.7	59.7	59.7	34.7	-25.0
Civil Liberties (BS/FH)	27.1	27.1	27.1	27.1	27.1	27.1	27.1	27.1	24.0	20.8	20.8	20.8	24.0	27.1	27.1	+6.3
International Human Rights Conventions (OHCHR/UNOLA)	55.0	55.0	55.0	55.0	55.0	55.0	55.0	45.0	60.0	60.0	60.0	60.0	60.0	65.0	65.0	+5.0
Human Rights (EIU)	25.0	25.0	25.0	25.0	25.0	25.0	25.0	50.0	50.0	31.3	25.0	25.0	18.8	0.0	0.0	-25.0
<b>GENDER</b>	50.6	50.6	49.7	50.9	50.8	50.4	50.5	49.6	49.7	50.9	51.8	52.7	51.2	51.6	51.6	-1.1
Gender Equality (AfDB/WB)	62.5	62.5	62.5	62.5	62.5	62.5	62.5	50.0	50.0	50.0	50.0	50.0	50.0	52.1	52.1	+2.1
Gender Balance in Education (WB)	56.3	56.3	46.9	55.4	54.1	51.5	51.8	53.6	54.4	56.9	57.4	57.8	59.2	59.2	59.2	+1.4
Women's Participation in the Labour Force (WB)	64.4	64.5	64.6	64.8	65.0	65.3	65.5	65.8	66.2	66.4	66.8	67.1	67.2	67.5	67.5	+0.4
Gender Equality in the Workplace (GI)	66.7	66.7	66.7	66.7	66.7	66.7	66.7	66.7	66.7	66.7	66.7	66.7	66.7	66.7	66.7	0.0
Legislation on Violence against Women (OECD)	25.0	25.0	25.0	25.0	25.0	25.0	25.0	25.0	25.0	30.6	36.1	41.7	29.2	16.7	16.7	-25.0
Women in Politics (GI/IPU)	29.4	29.4	32.0	32.0	32.0	32.0	32.0	35.9	35.9	35.9	35.9	35.9	35.9	49.4	49.4	+13.5
Women in the Judiciary (GI)	50.0	50.0	50.0	50.0	50.0	50.0	50.0	50.0	50.0	50.0	50.0	50.0	50.0	50.0	50.0	0.0
<b>SUSTAINABLE ECONOMIC OPPORTUNITY</b>	37.6	38.5	38.7	38.6	38.3	38.7	40.5	43.0	45.3	43.4	43.5	42.7	43.6	43.0	41.6	-1.1
<b>PUBLIC MANAGEMENT</b>	41.1	44.6	45.1	44.6	43.2	43.3	50.6	53.0	50.7	48.7	49.0	47.5	47.8	48.3	45.9	-1.6
Public Administration (AfDB/WB)	64.6	64.6	64.6	64.6	64.6	58.3	58.3	64.6	64.6	64.6	64.6	64.6	64.6	70.8	64.6	0.0
Statistical Capacity (WB)	46.3	46.3	46.3	46.3	46.3	44.8	62.7	62.7	67.2	62.7	67.2	64.2	58.2	53.7	53.7	-10.4





# CENTRAL AFRICA



OVERALL GOVERNANCE

40.9

2014 SCORE/100  
2014 RANK/8; 1=BEST



SAFETY & RULE OF LAW

41.2



PARTICIPATION & HUMAN RIGHTS

38.9



SUSTAINABLE ECONOMIC OPPORTUNITY

33.6



HUMAN DEVELOPMENT

49.7

## CAMEROON

	45.9	3
	44.2	4
	37.9	4
	41.6	1
	59.8	3

## CAR

	24.9	8
	14.3	8
	34.1	5
	22.0	8
	29.0	8

## CHAD

	32.8	7
	38.7	6
	30.6	7
	27.9	6
	34.1	7

## CONGO

	42.8	4
	45.8	3
	38.2	3
	36.8	4
	50.4	5

## DRC

	33.9	6
	28.3	7
	32.4	6
	31.4	5
	43.4	6

## EQUATORIAL GUINEA

	35.5	5
	39.3	5
	22.0	8
	27.6	7
	53.1	4

## GABON

	52.2	2
	57.7	2
	48.6	2
	41.2	2
	61.2	2

## SÃO TOMÉ & PRÍNCIPE

	59.1	1
	61.5	1
	67.6	1
	40.4	3
	66.7	1

The 2015 IIAG was calculated using data from 33 independent institutions.

African Development Bank (AfDB)  
 African Union Commission (AUC)  
 Armed Conflict Location & Event Data Project (ACLED)  
 Bertelsmann Stiftung (BS)  
 Economist Intelligence Unit (EIU)  
 Freedom House (FH)  
 Ghana Center for Democratic Development (CDD-Ghana)  
 Global Integrity (GI)  
 Institut de Recherche Empirique en Economie Politique (IREEP)  
 Inter-agency Group for Child Mortality Estimation (IGME)  
 Internal Displacement Monitoring Centre (IDMC)  
 International Centre for Tax and Development (ICTD)  
 International Fund for Agricultural Development (IFAD)  
 International Telecommunication Union (ITU)  
 Inter-Parliamentary Union (IPU)  
 Joint United Nations Programme on HIV/AIDS (UNAIDS)  
 Office of the High Commissioner for Human Rights (OHCHR)  
 Office of the United Nations High Commissioner for Refugees (UNHCR)  
 Organisation for Economic Co-operation and Development (OECD)  
 Political Terror Scale (PTS)  
 Reporters sans frontières (RSF)  
 The Heritage Foundation (HER)  
 United Nations Children's Fund (UNICEF)  
 United Nations Department of Economic and Social Affairs (UNDESA)  
 United Nations Development Programme (UNDP)  
 United Nations Economic Commission for Africa (UNECA)  
 United Nations Educational, Scientific and Cultural Organization (UNESCO)  
 United Nations Office of Legal Affairs (UNOLA)  
 United States Department of State - Office to Monitor and Combat Trafficking in Persons (USDS)  
 Uppsala University, Department of Peace and Conflict Research - Uppsala Conflict Data Programme (UCDP)  
 World Bank (WB)  
 World Economic Forum (WEF)  
 World Health Organization (WHO)

To explore the 2015 IIAG further, including information on the IIAG methodology and data sources, download the IIAG Data Portal, Executive Summary or Sub-category Insights from [www.moibrahimfoundation.org/iiag/downloads/](http://www.moibrahimfoundation.org/iiag/downloads/).



The IIAG Data Portal is an interactive Excel-based application, available for in-depth analysis of the results of the IIAG, in English or French.

- > EXPLORE KEY FINDINGS
- > EXPLORE BY COUNTRY
- > EXPLORE BY REGION, REC OR GEOGRAPHICAL GROUPING
- > EXPLORE BY INDICATOR
- > COMPARE COUNTRIES OR GROUPS



Join the discussion on Twitter or Facebook:

[@Mo\\_IbrahimFdn](https://twitter.com/Mo_IbrahimFdn) #IIAG [f /MoibrahimFoundation](https://www.facebook.com/MoibrahimFoundation)

[www.moibrahimfoundation.org](http://www.moibrahimfoundation.org)

 /MoIbrahimFoundation  @Mo\_IbrahimFdn #IIAG