



2015

Ibrahim Index of
African Governance

COUNTRY INSIGHTS

GABON



Contents

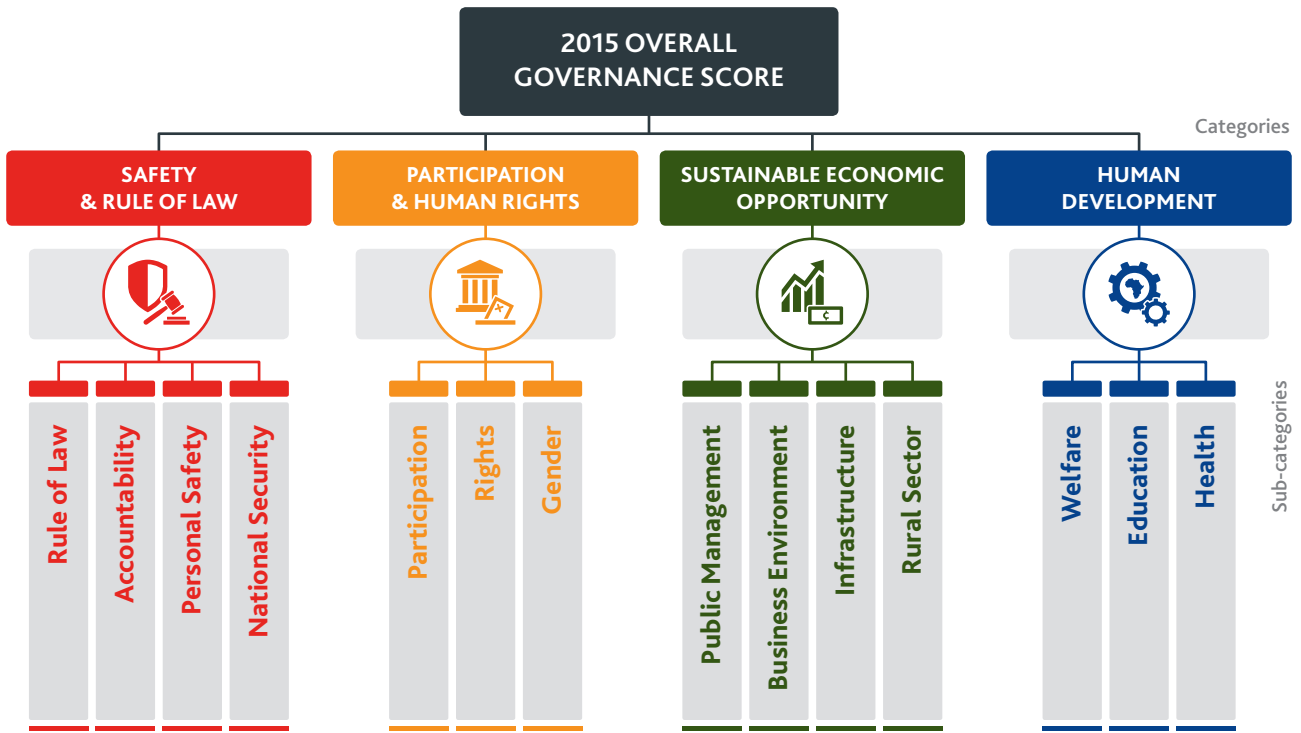
What is the IIAG?	3
How does Gabon perform?	4
Data Table	8
Gabon within Central Africa	10
Data Providers & IIAG Resources	11

All figures have been rounded to the nearest one decimal place. This means that countries may appear to have the same score, or the change over time may appear inaccurate, but this is not the case when all decimal places are taken into account. Countries have been ranked and trends have been described on the basis of full scores not the rounded numbers that appear here.

Regional Economic Community (REC) averages are calculated by applying the REC's current membership configuration for all data years.

The Mo Ibrahim Foundation (MIF) is aware that some sources update their data sets after our documentation is sent to print. IIAG raw data are correct as per the date 'last accessed', which is stated for each indicator within the Data Portal (www.moibrahimfoundation.org/iiag/downloads/).

South Sudan and Sudan are excluded from all group averages pre-2011 as neither country existed in their current configurations before the secession of South Sudan in 2011.



The Ibrahim Index of African Governance (IIAG) measures the quality of governance in every African country on an annual basis. It does this by compiling data from diverse global sources to build an accurate and detailed picture of governance performance in African countries.

The broad aim of the IIAG is to better inform and sustain the debate on African governance by providing a transparent and user-friendly resource to:

- support citizens, governments, institutions and the private sector to accurately assess the delivery of public goods and services, and policy outcomes.

- encourage data-driven narratives on governance issues.
- help determine, debate and strengthen government performance.

The IIAG was created in 2007 in recognition of the need for a quantifiable tool to accurately measure and monitor African governance performance, its progress over time and across countries, and as a means of supporting effective and responsive solutions to complex public policy challenges in developing countries. Policies need to be evaluated by their results, which can only be done if accompanied by robust data.

2015 Ibrahim Index of African Governance

1 overall governance score is:



How does Gabon perform?

4

GABON

Since 2011, Gabon shows overall governance improvement, underpinned by gains in three of the four IIAG categories. This leads Gabon to perform well in comparison to its regional peers in Central Africa, while mid-ranking within the continent.

Within each category there is a mixed picture, with Gabon showing either declining, or static, performance in at least one sub-category of each governance dimension.

Overall governance: overall and regular improvement in this mid-ranking country.

Gabon scores 52.2 (out of 100) in overall governance in 2014, ranking just within the top half of the continental list, at 23rd place (out of 54) in Africa. This result places the country as scoring both higher than the African average and higher than the regional average for Central Africa. Gabon achieves its highest overall governance score seen since 2000 in 2014, having achieved its lowest score in 2000, showing year-on-year improvement since 2006. The country displays the second best overall governance in Central Africa, behind São Tomé & Príncipe.

The overall governance gain of +1.2 score points since 2011 places Gabon as the sixteenth most improved on the continent. This overall improvement of +1.2 points is driven by all but one of the underlying categories. *Safety & Rule of Law* (+1.2), *Participation & Human Rights* (+3.6) and *Human Development* (+0.8) all show gains since 2011, whilst *Sustainable Economic Opportunity* registers a slight decline (-0.8).

Safety & Rule of Law: high and improving scores in National Security.

This is Gabon's second best performing category, scoring 57.7, thus leading Gabon to rank 20th on the continent. The underlying sub-categories show a wide range of scores, from 90.0 in *National Security*, Gabon's highest scoring sub-category of the whole IIAG, to 31.8 in *Accountability*, Gabon's lowest scoring sub-category. This range of scores translates into a similarly wide array of ranks, with the country ranking 12th on the continent in *National Security*, but only 32nd in *Accountability*.

This category shows an upward trajectory, having improved by +1.2 score points since 2011. This is underpinned by gains mainly in *National Security* (+5.0) and less so in *Accountability* (+1.0). Meanwhile, the other two sub-categories, *Rule of Law* (-1.1) and *Personal Safety* (-0.3), show deterioration. The indicator *Domestic Armed Conflict* has shown improvement of +25.0 score points since 2011, driving most of the gains in *National Security*, whilst Gabon has made strides in the measure of *Accountability of Public Officials* (+33.3) which is triggering much of the improvement within *Accountability*.

Conversely, Gabon is showing a score drop of -7.9 points in *Property Rights*, the sole driver of deterioration in the sub-category *Rule of Law*, and *Police Services* (-1.6), resulting in the decline in *Personal Safety* score.

Participation & Human Rights: Gabon's most improved category.

Gabon scores 48.6 in *Participation & Human Rights*, ranking 28th on the continent. Within this component, Gabon shows its best sub-category performance in *Gender*, scoring 60.8, and its weakest in *Participation*, scoring 37.0.

The improvement shown in this category (+3.6) is the largest shown by Gabon, as well as the thirteenth biggest on the continent and the largest in Central Africa. Both *Participation* (+2.4) and *Gender* (+9.1) contribute to this upward trajectory, although a slight downturn in *Rights* in recent years (-0.8) has tempered otherwise larger improvements in the category.

Within the seven indicators of the *Gender* sub-category, Gabon displays improvement in four of them: *Gender Equality in the Workplace* (+33.3), *Women in Politics* (+12.5), *Legislation on Violence against Women* (+8.3) and *Women's*

Participation in the Labour Force (+0.7). The more modest gains in *Participation* have been driven entirely by the measure of *Political Participation* (+7.1) with no change in the two other indicators for which there are data for Gabon.

The most negative performance within *Participation & Human Rights* appears within *Rights*, with a drop of -12.5 points in *Freedom of Association & Assembly*.

Sustainable Economic Opportunity: both lowest scoring and declining.

Gabon scores 41.2 in *Sustainable Economic Opportunity*, ranking 31st on the continent. This is the lowest of Gabon's category results, reached through rather modest scores in all four underlying sub-categories: *Public Management* (43.3), *Business Environment* (45.0), *Infrastructure* (37.7) and *Rural Sector* (39.0). The country's highest sub-category rank placement in *Sustainable Economic Opportunity* is seen in *Infrastructure* (24th).

Sustainable Economic Opportunity is the only category in which Gabon registers a score deterioration since 2011, in line with the average continental trend. Gabon's fall in score is underpinned by both *Public Management* (-3.0) and *Rural Sector* (-2.6). The main drivers of these downward trajectories are the indicators *Ratio of Total Revenue to Total Expenditure* (-19.3) and *Agricultural Policy Costs* (-21.1).

Meanwhile, Gabon shows some notable indicator-level improvements in *Business Environment* and *Infrastructure*, the two sub-categories in *Sustainable Economic Opportunity* in which the country improves between 2011 and 2014, by +1.0 and +1.4 respectively. The largest positive indicator trends of these sub-categories can be seen in the measures of *Investment Climate* (+11.1) and *Digital Connectivity* (+11.5).

Human Development: Gabon's highest scoring category shows gains.

Gabon scores 61.2 in *Human Development*, ranking 18th on the continent, which is both the country's highest score and rank within any of the four categories. Gabon reaches a notable 14th place on the continent in issues of *Health*, scoring 78.6, while its lowest sub-category score of *Human Development* is in *Education*, scoring 52.2.

Gabon shows broad-based improvements within two components of *Human Development*. The country achieves gains at the category level of +0.8 points, as a result of an uptick in both *Education* and *Health* by the same magnitude (+1.2). There is no change in score registered within the measures of *Welfare*.

Some of the most improved indicators include *Antiretroviral Treatment (ART) Provision* (+27.5) and *Education System Quality* (+6.2), but the country shows gains in six further indicators across both *Education* and *Health*. Gabon only shows deterioration in one indicator within *Human Development: Public Health Campaigns* (-25.0).

How does Gabon perform?

6

GABON



OVERALL
GOVERNANCE

2014 SCORES & RANKS

SCORE/100

52.2

AFRICAN AVERAGE

50.1

CHANGE SINCE 2011

+1.2

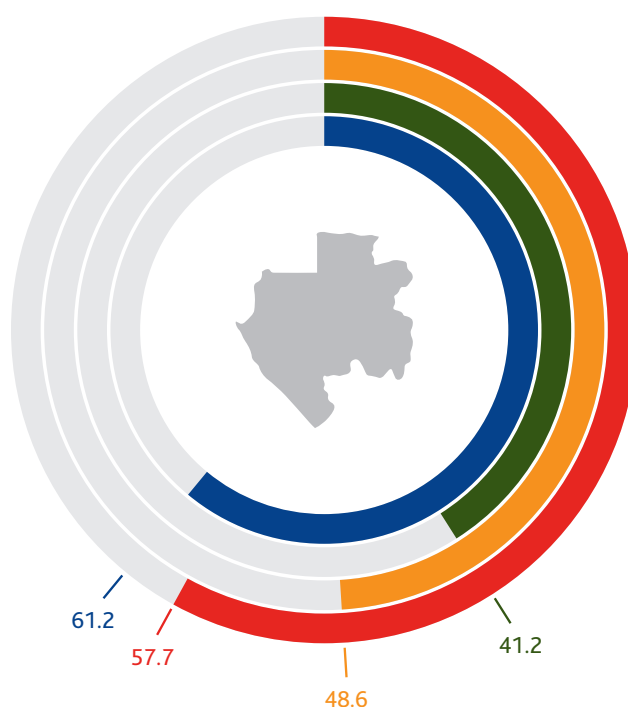
RANK/54

23

Head of State	President Ali Bongo Ondimba
Date came to power	16 October 2009
Head of Government	Prime Minister Daniel Ona Ondo
Date came to power	27 January 2014
Region	Central Africa
REC Membership(s)	ECCAS
Population (total m)	1.7
Urban population (% of total population)	86.9
African Peer Review Mechanism	Member
African Charter on Democracy, Elections and Governance	Signed, Not ratified
African Charter on Statistics	Signed, Not ratified

Information correct at 23 July 2015

- Safety & Rule of Law
- Sustainable Economic Opportunity
- Participation & Human Rights
- Human Development



SAFETY &
RULE OF LAW



PARTICIPATION
& HUMAN RIGHTS



SUSTAINABLE
ECONOMIC
OPPORTUNITY



HUMAN
DEVELOPMENT

SCORE/100

57.7

SCORE/100

48.6

SCORE/100

41.2

SCORE/100

61.2

AFRICAN AVERAGE

51.3

AFRICAN AVERAGE

49.3

AFRICAN AVERAGE

43.2

AFRICAN AVERAGE

56.4

CHANGE SINCE 2011

+1.2

CHANGE SINCE 2011

+3.6

CHANGE SINCE 2011

-0.8

CHANGE SINCE 2011

+0.8

RANK/54

20

RANK/54

28

RANK/54

31

RANK/54

18

2014 SUB-CATEGORY SCORES & RANKS

SAFETY & RULE OF LAW			
	SCORE/100	AFRICAN AVERAGE	RANK/54
RULE OF LAW	52.9	50.8	23
ACCOUNTABILITY	31.8	35.5	32
PERSONAL SAFETY	56.0	44.0	13
NATIONAL SECURITY	90.0	74.8	12

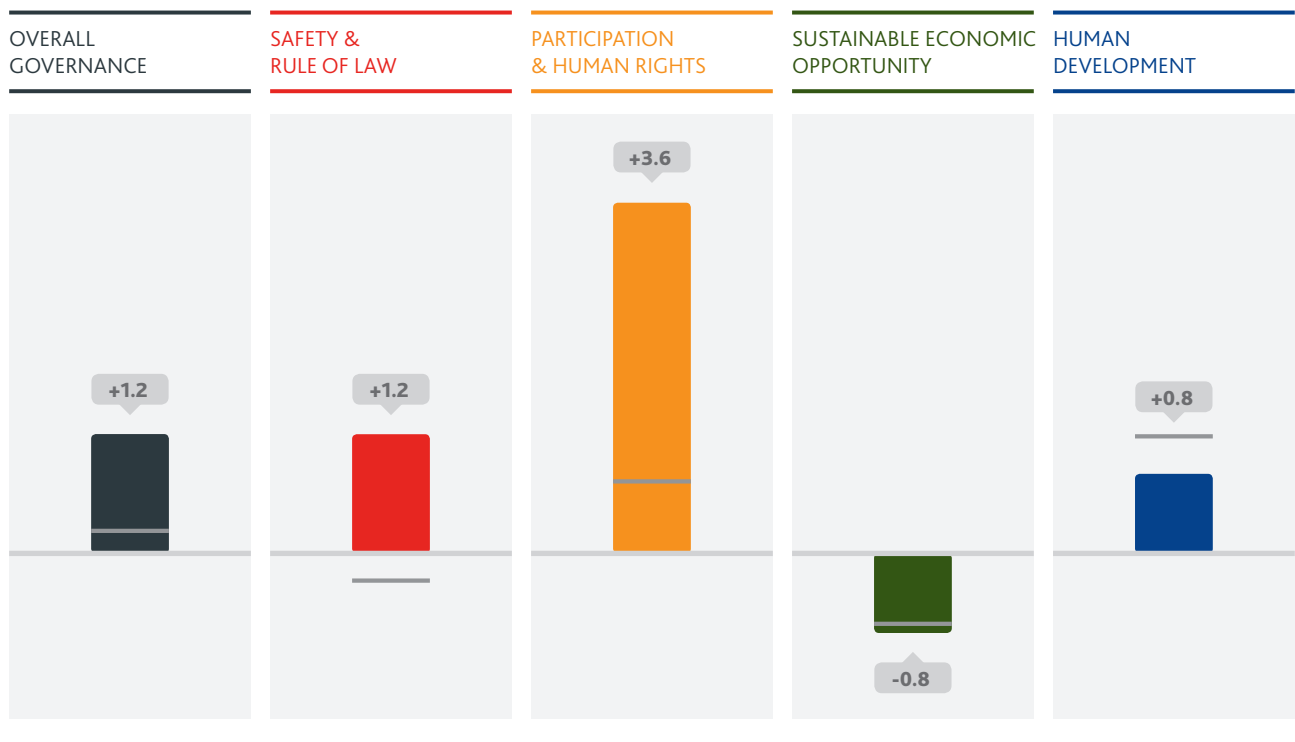
SUSTAINABLE ECONOMIC OPPORTUNITY			
	SCORE/100	AFRICAN AVERAGE	RANK/54
PUBLIC MANAGEMENT	43.3	46.0	37
BUSINESS ENVIRONMENT	45.0	40.7	25
INFRASTRUCTURE	37.7	36.5	24
RURAL SECTOR	39.0	50.5	43

PARTICIPATION & HUMAN RIGHTS			
	SCORE/100	AFRICAN AVERAGE	RANK/54
PARTICIPATION	37.0	45.9	32
RIGHTS	48.0	47.3	28
GENDER	60.8	54.8	22

HUMAN DEVELOPMENT			
	SCORE/100	AFRICAN AVERAGE	RANK/54
WELFARE	52.8	50.9	25
EDUCATION	52.2	48.8	22
HEALTH	78.6	69.9	14

TRENDS SINCE 2011, OVERALL GOVERNANCE & CATEGORY LEVELS

■ 2011-2014 — African average



Data Table

8

GABON

Score/100; 100 = best

	2000	2001	2002	2003	2004	2005	2006	2007	2008	2009	2010	2011	2012	2013	2014	Change 2011-2014
OVERALL SCORE	45.3	45.7	46.3	46.6	47.0	47.1	47.0	48.5	48.9	49.4	50.0	51.0	51.6	52.1	52.2	+1.2
SAFETY & RULE OF LAW	53.9	53.9	56.0	56.0	55.0	55.7	55.5	56.4	55.4	53.1	54.9	56.5	58.1	58.5	57.7	+1.2
RULE OF LAW	51.6	51.6	51.6	51.6	51.6	51.6	50.6	53.1	53.9	53.9	53.9	53.9	53.9	52.7	52.9	-1.1
Property Rights (AfDB/WB/BS/HER/WEF)	61.9	61.9	61.9	61.9	61.9	61.9	57.1	57.1	57.1	57.1	57.1	57.1	57.1	50.9	49.2	-7.9
Judicial Process (EIU/GI)	25.0	25.0	25.0	25.0	25.0	25.0	25.0	37.5	41.7	41.7	41.7	41.7	41.7	41.7	41.7	0.0
Judicial Independence (BS/GI/WEF)	37.6	37.6	37.6	37.6	37.6	37.6	37.6	37.6	37.6	37.6	37.6	37.6	37.6	37.6	40.1	+2.5
Sanctions (CDD)	100.0	100.0	100.0	100.0	100.0	100.0	100.0	100.0	100.0	100.0	100.0	100.0	100.0	100.0	100.0	0.0
Transfers of Power (EIU)	33.3	33.3	33.3	33.3	33.3	33.3	33.3	33.3	33.3	33.3	33.3	33.3	33.3	33.3	33.3	0.0
ACCOUNTABILITY	30.4	30.4	30.4	30.4	30.4	33.4	33.3	31.4	29.5	29.6	29.6	30.8	34.9	35.3	31.8	+1.0
Accountability, Transparency & Corruption in the Public Sector (AfDB/WB)	50.0	50.0	50.0	50.0	50.0	62.5	62.5	62.5	62.5	62.5	62.5	50.0	50.0	50.0	50.0	0.0
Access to Information (GI)	41.7	41.7	41.7	41.7	41.7	41.7	41.7	41.7	41.7	41.7	41.7	41.7	41.7	41.7	29.2	-12.5
Online Services (UNDESA)	1.9	1.9	1.9	1.9	11.1	13.3	12.6	11.8	11.1	11.3	11.5	19.4	27.4	20.5	13.6	-5.8
Corruption & Bureaucracy (WB)	57.1	57.1	57.1	57.1	48.0	57.1	57.1	42.9	28.6	28.6	28.6	42.9	42.9	42.9	42.9	0.0
Corruption in Government & Public Officials (EIU)	40.0	40.0	40.0	40.0	40.0	40.0	40.0	40.0	40.0	40.0	40.0	40.0	40.0	40.0	40.0	0.0
Diversion of Public Funds (WEF)	27.5	27.5	27.5	27.5	27.5	27.5	27.5	27.5	27.5	27.5	27.5	27.5	27.5	29.4	33.0	+5.5
Accountability of Public Officials (EIU)	0.0	0.0	0.0	0.0	0.0	0.0	0.0	0.0	0.0	0.0	0.0	0.0	25.0	33.3	33.3	+33.3
Public Sector Corruption Investigation (GI)	25.0	25.0	25.0	25.0	25.0	25.0	25.0	25.0	25.0	25.0	25.0	25.0	25.0	25.0	12.5	-12.5
Prosecution of Abuse of Office (BS)
PERSONAL SAFETY	43.8	43.8	52.1	52.1	48.0	48.0	48.0	51.1	48.0	43.8	51.1	56.3	58.4	55.9	56.0	-0.3
Safety of the Person (EIU)	50.0	50.0	50.0	50.0	50.0	50.0	50.0	50.0	50.0	50.0	50.0	50.0	50.0	50.0	50.0	0.0
Police Services (GI/WEF)	37.9	37.9	37.9	37.9	37.9	37.9	37.9	37.9	37.9	37.9	37.9	37.9	37.9	35.5	36.3	-1.6
Social Unrest (EIU)	50.0	50.0	50.0	50.0	50.0	50.0	50.0	50.0	50.0	25.0	43.8	50.0	50.0	50.0	50.0	0.0
Violent Crime (EIU)	50.0	50.0	50.0	50.0	50.0	50.0	50.0	68.8	75.0	75.0	75.0	75.0	75.0	75.0	75.0	0.0
Political Violence (ACLEDD/PTS)	75.0	75.0	75.0	75.0	75.0	50.0	50.0	50.0	50.0	50.0	75.0	75.0	87.5	75.0	75.0	0.0
Human Trafficking (USDs)	0.0	0.0	50.0	50.0	25.0	50.0	50.0	50.0	25.0	25.0	25.0	50.0	50.0	50.0	50.0	0.0
NATIONAL SECURITY	90.0	90.0	90.0	90.0	90.0	90.0	90.0	90.0	90.0	84.9	84.9	84.9	84.9	89.9	90.0	+5.0
Government Involvement in Armed Conflict (UCDP)	100.0	100.0	100.0	100.0	100.0	100.0	100.0	100.0	100.0	100.0	100.0	100.0	100.0	100.0	100.0	0.0
Domestic Armed Conflict (EIU)	75.0	75.0	75.0	75.0	75.0	75.0	75.0	75.0	75.0	50.0	50.0	50.0	50.0	75.0	75.0	+25.0
Cross-border Tensions (EIU)	75.0	75.0	75.0	75.0	75.0	75.0	75.0	75.0	75.0	75.0	75.0	75.0	75.0	75.0	75.0	0.0
Internally Displaced People (IDMC)	100.0	100.0	100.0	100.0	100.0	100.0	100.0	100.0	100.0	100.0	100.0	100.0	100.0	100.0	100.0	0.0
Political Refugees (UNHCR)	99.9	99.9	99.9	99.9	99.9	99.9	99.8	99.8	99.8	99.7	99.7	99.7	99.7	99.7	99.8	+0.1
PARTICIPATION & HUMAN RIGHTS	39.7	39.8	39.6	39.8	39.7	38.1	38.2	41.2	42.1	42.3	43.4	45.0	45.3	46.9	48.6	+3.6
PARTICIPATION	31.7	31.7	31.7	31.7	31.7	24.8	24.8	27.1	29.5	33.5	34.7	34.7	34.7	37.0	37.0	+2.4
Political Rights (FH)	33.3	33.3	33.3	33.3	33.3	16.7	16.7	16.7	16.7	16.7	16.7	16.7	16.7	16.7	16.7	0.0
Political Participation (EIU)	28.5	28.5	28.5	28.5	28.5	28.5	28.5	35.6	42.7	46.3	49.9	49.9	49.9	57.0	57.0	+7.1
Free & Fair Elections (BS)
Free & Fair Executive Elections (IREEP)	33.3	33.3	33.3	33.3	33.3	29.2	29.2	29.2	29.2	37.5	37.5	37.5	37.5	37.5	37.5	0.0
Effective Power to Govern (BS)
RIGHTS	44.3	44.6	44.1	44.7	44.4	44.3	44.2	50.2	50.4	45.7	45.8	48.7	48.7	50.5	48.0	-0.8
Freedom of Expression (BS/FH/GI/RSF)	64.2	65.4	62.9	61.2	59.5	59.1	58.3	58.3	58.3	57.4	58.3	57.8	57.4	56.5	56.4	-1.4
Freedom of Association & Assembly (BS/GI)	37.5	37.5	37.5	37.5	37.5	37.5	37.5	37.5	37.5	37.5	37.5	37.5	37.5	37.5	25.0	-12.5
Civil Liberties (BS/FH)	50.0	50.0	50.0	50.0	50.0	50.0	50.0	50.0	50.0	33.3	33.3	33.3	33.3	33.3	33.3	0.0
International Human Rights Conventions (OHCHR/UNOLA)	45.0	45.0	45.0	50.0	50.0	50.0	50.0	55.0	50.0	50.0	50.0	65.0	65.0	75.0	75.0	+10.0
Human Rights (EIU)	25.0	25.0	25.0	25.0	25.0	25.0	25.0	50.0	56.3	50.0	50.0	50.0	50.0	50.0	50.0	0.0
GENDER	43.1	43.1	43.1	43.1	43.1	45.1	45.6	46.2	46.2	47.9	49.8	51.6	52.6	53.2	60.8	+9.1
Gender Equality (AfDB/WB)	50.0	50.0	50.0	50.0	50.0	62.5	62.5	62.5	62.5	62.5	62.5	62.5	62.5	62.5	62.5	0.0
Gender Balance in Education (WB)
Women's Participation in the Labour Force (WB)	55.5	55.4	55.4	55.3	55.3	55.3	55.4	55.8	56.0	56.3	56.7	57.0	57.3	57.6	57.6	+0.7
Gender Equality in the Workplace (GI)	33.3	33.3	33.3	33.3	33.3	33.3	33.3	33.3	33.3	33.3	33.3	33.3	33.3	33.3	66.7	+33.3
Legislation on Violence against Women (OECD)	0.0	0.0	0.0	0.0	0.0	0.0	0.0	0.0	0.0	11.1	22.2	33.3	37.5	41.7	41.7	+8.3
Women in Politics (GI/IPU)	19.7	19.7	19.7	19.7	19.7	19.7	22.3	25.6	25.6	24.0	24.0	23.6	24.9	24.3	36.1	+12.5
Women in the Judiciary (GI)	100.0	100.0	100.0	100.0	100.0	100.0	100.0	100.0	100.0	100.0	100.0	100.0	100.0	100.0	100.0	0.0
SUSTAINABLE ECONOMIC OPPORTUNITY	36.6	35.2	35.6	35.2	37.2	38.0	36.9	37.5	37.6	41.5	41.6	42.0	42.2	41.2	41.2	-0.8
PUBLIC MANAGEMENT	46.1	40.2	41.0	39.2	46.7	47.9	45.2	45.2	41.9	47.1	45.0	46.3	43.9	41.5	43.3	-3.0
Public Administration (AfDB/WB)	50.0	50.0	50.0	50.0	50.0	50.0	50.0	50.0	50.0	50.0	50.0	50.0	50.0	50.0	50.0	0.0
Statistical Capacity (WB)	37.3	37.3	37.3	37.3	37.3	41.8	31.3	31.3	26.9	32.8	31.3	35.8	26.9	34.3	34.3	-1.5

Score/100; 100 = best

	2000	2001	2002	2003	2004	2005	2006	2007	2008	2009	2010	2011	2012	2013	2014	Change 2011-2014
Diversification (AfDB/OECD/UNDP)	0.7	0.8	0.9	0.8	0.9	0.7	0.9	1.1	1.7	1.4	0.9	0.9	0.7	0.9	0.9	-0.0
Budget Management (AfDB/WB)	44.4	44.4	44.4	44.4	44.4	44.4	44.4	44.4	55.6	55.6	55.6	55.6	55.6	55.6	55.6	0.0
Ratio of Total Revenue to Total Expenditure (AfDB/AU/UNECA)	100.0	62.7	69.1	87.6	89.8	97.9	96.2	95.5	100.0	81.0	64.4	65.7	53.9	47.3	46.4	-19.3
Fiscal Policy (AfDB/WB)	55.6	55.6	55.6	55.6	55.6	55.6	55.6	55.6	55.6	55.6	55.6	55.6	55.6	55.6	55.6	0.0
Ratio of External Debt Service to Exports (EIU)	71.6	54.2	54.8	19.7	84.9	84.5	67.1	67.7	26.1	82.2	85.6	90.4	89.0	66.3	83.3	-7.1
Revenue Mobilisation (AfDB/WB/ICTD)	30.6	31.4	32.2	32.1	32.2	31.2	36.1	35.8	36.2	40.1	36.9	37.6	38.9	38.7	38.7	+1.1
Access to Financial Records of State-owned Companies (GI)	25.0	25.0	25.0	25.0	25.0	25.0	25.0	25.0	25.0	25.0	25.0	25.0	25.0	25.0	25.0	0.0
BUSINESS ENVIRONMENT	45.1	45.1	45.1	45.1	45.1	45.1	42.8	42.8	42.8	44.0	44.0	44.0	46.2	45.4	45.0	+1.0
Competitive Environment (AfDB/WB/BS/GI)	31.3	31.3	31.3	31.3	31.3	31.3	31.3	31.3	31.3	31.3	31.3	31.3	31.3	31.3	31.3	0.0
Customs Procedures (WEF)	46.1	46.1	46.1	46.1	46.1	46.1	46.1	46.1	46.1	46.1	46.1	46.1	46.1	45.7	43.7	-2.4
Investment Climate (HER)	55.6	55.6	55.6	55.6	55.6	55.6	44.4	44.4	44.4	50.0	50.0	50.0	61.1	61.1	61.1	+11.1
Bureaucracy & Red Tape (EIU)	33.3	33.3	33.3	33.3	33.3	33.3	33.3	33.3	33.3	33.3	33.3	33.3	33.3	33.3	33.3	0.0
Soundness of Banks (WEF)	59.1	59.1	59.1	59.1	59.1	59.1	59.1	59.1	59.1	59.1	59.1	59.1	59.1	55.3	55.5	-3.5
INFRASTRUCTURE	25.8	26.2	26.6	27.0	27.5	28.2	28.8	31.2	34.8	35.6	35.3	36.3	37.1	37.4	37.7	+1.4
Road Network (WEF)	21.6	21.6	21.6	21.6	21.6	21.6	21.6	21.6	21.6	21.6	21.6	21.6	21.6	21.7	24.0	+2.3
Rail Network (EIU)	25.0	25.0	25.0	25.0	25.0	25.0	25.0	25.0	25.0	25.0	6.3	0.0	0.0	0.0	0.0	0.0
Air Transport (GI/WEF)	44.4	44.4	44.4	44.4	44.4	44.4	44.4	44.4	44.4	44.4	44.4	44.4	44.4	43.1	43.1	-1.3
Access to Water (WHO/UNICEF)	58.8	60.3	61.8	63.3	64.7	66.1	67.5	68.8	70.1	71.4	72.7	74.0	74.2	74.3	74.4	+0.4
Electricity Supply (WEF)	26.0	26.0	26.0	26.0	26.0	26.0	26.0	26.0	26.0	26.0	26.0	26.0	26.0	23.2	22.7	-3.3
Telephone & IT Infrastructure (EIU)	0.0	0.0	0.0	0.0	0.0	0.0	0.0	12.5	33.3	33.3	45.8	50.0	50.0	50.0	50.0	0.0
Digital Connectivity (ITU)	4.8	5.9	7.4	8.8	11.1	14.3	16.8	20.1	22.9	27.5	30.1	37.8	43.2	49.4	49.3	+11.5
RURAL SECTOR	29.6	29.6	29.6	29.6	29.6	30.9	30.9	30.9	30.9	39.5	42.0	41.6	41.6	40.3	39.0	-2.6
Public Resources for Rural Development (IFAD)	12.5	12.5	12.5	12.5	12.5	12.5	12.5	12.5	12.5	12.5	12.5	12.5	12.5	12.5	12.5	0.0
Accountability, Transparency & Corruption in Rural Areas (IFAD)	12.1	12.1	12.1	12.1	12.1	12.1	12.1	12.1	12.1	12.1	31.5	28.8	28.8	28.8	28.8	0.0
Land & Water for Low-income Rural Populations (IFAD)	36.4	36.4	36.4	36.4	36.4	49.1	49.1	49.1	49.1	49.1	49.1	49.1	49.1	49.1	49.1	0.0
Rural Business Climate (IFAD)	28.8	28.8	28.8	28.8	28.8	26.6	26.6	26.6	26.6	34.9	34.9	34.9	34.9	34.9	34.9	0.0
Agricultural Research & Extension Services (IFAD)	9.2	9.2	9.2	9.2	9.2	9.2	9.2	9.2	9.2	46.4	46.4	46.4	46.4	46.4	46.4	0.0
Agricultural Policy Costs (WEF)	61.3	61.3	61.3	61.3	61.3	61.3	61.3	61.3	61.3	61.3	61.3	61.3	61.3	50.9	40.2	-21.1
Engagement with Low-income Rural Populations (IFAD)	26.5	26.5	26.5	26.5	26.5	26.5	26.5	26.5	26.5	50.1	50.1	50.1	50.1	50.1	50.1	0.0
Equal Representation in Rural Areas (IFAD)	50.0	50.0	50.0	50.0	50.0	50.0	50.0	50.0	50.0	50.0	50.0	50.0	50.0	50.0	50.0	0.0
HUMAN DEVELOPMENT	50.9	53.6	54.1	55.3	56.0	56.5	57.4	59.0	60.7	60.7	60.3	60.4	61.0	61.8	61.2	+0.8
WELFARE	47.2	47.2	47.2	47.2	47.2	47.2	47.2	47.2	50.3	50.3	55.9	52.8	52.8	52.8	52.8	0.0
Welfare Regime (BS)
Welfare Services (Health & Education) (AfDB/WB)	50.0	50.0	50.0	50.0	50.0	50.0	50.0	50.0	50.0	50.0	50.0	50.0	50.0	50.0	50.0	0.0
Social Protection & Labour (AfDB/WB)	44.4	44.4	44.4	44.4	44.4	44.4	44.4	44.4	44.4	44.4	44.4	44.4	44.4	44.4	44.4	0.0
Social Exclusion (BS)
Equity of Public Resource Use (AfDB/WB)	50.0	50.0	50.0	50.0	50.0	50.0	50.0	50.0	62.5	62.5	62.5	50.0	50.0	50.0	50.0	0.0
Environmental Policy (BS)
Environmental Sustainability (AfDB/WB)	44.4	44.4	44.4	44.4	44.4	44.4	44.4	44.4	44.4	44.4	66.7	66.7	66.7	66.7	66.7	0.0
EDUCATION	46.8	46.8	48.2	49.2	49.4	49.7	49.9	50.1	50.4	50.6	50.8	51.1	51.0	51.4	52.2	+1.2
Education Provision & Quality (BS)
Education System Quality (WEF)	23.5	23.5	23.5	23.5	23.5	23.5	23.5	23.5	23.5	23.5	23.5	23.5	23.5	25.4	29.7	+6.2
Ratio of Pupils to Teachers in Primary School (UNESCO)	58.1	58.1	65.6	73.1	74.8	76.4	78.1	79.7	81.3	83.0	84.6	86.3	86.3	86.3	86.3	0.0
Literacy (UNESCO)	85.8	85.8	85.8	85.8	85.8	85.6	85.4	85.1	84.9	84.7	84.4	84.2	84.0	84.5	85.1	+0.9
Primary School Completion (WB)	55.9	55.9	55.9	53.9	53.9	53.9	53.9	53.9	53.9	53.9	53.9	53.9	53.9	53.9	53.9	0.0
Secondary School Enrolment (UNESCO)	44.2	44.2	44.9	44.9	44.9	44.9	44.9	44.9	44.9	44.9	44.9	44.9	44.9	44.9	44.9	0.0
Tertiary Education Enrolment (UNESCO)	13.1	13.1	13.4	13.6	13.6	13.6	13.6	13.6	13.6	13.6	13.6	13.6	13.6	13.6	13.6	0.0
HEALTH	58.6	66.9	66.9	69.6	71.4	72.6	75.2	79.6	81.5	81.3	74.2	77.4	79.3	81.2	78.6	+1.2
Access to Sanitation (WHO/UNICEF)	66.3	66.5	66.6	66.7	66.8	67.0	67.1	67.2	67.4	67.5	67.6	67.8	67.8	67.8	67.8	+0.1
Child Mortality (IGME)	67.6	68.2	68.8	69.6	70.5	71.4	72.4	73.5	74.9	76.1	77.3	78.6	79.9	80.7	80.7	+2.1
Maternal Mortality (WHO)	85.6	85.9	86.1	86.4	86.7	87.0	87.3	87.7	88.1	88.4	88.8	89.1	89.4	89.7	89.7	+0.6
Undernourishment (WB)	100.0	100.0	100.0	100.0	100.0	100.0	100.0	100.0	100.0	100.0	100.0	100.0	100.0	100.0	100.0	0.0
Disease (Malaria & TB) (WHO)	12.6	10.7	9.9	27.4	38.9	46.0	53.8	58.6	65.0	66.9	71.1	78.3	78.5	80.6	80.6	+2.3
Immunisation (Measles, DPT & Hepatitis B) (WB/WHO)	37.0	37.0	37.0	37.0	37.0	37.0	46.0	69.9	74.9	70.1	62.0	71.8	76.5	73.9	73.9	+2.1
Antiretroviral Treatment (ART) Provision (UNAIDS)	0.0	26.7	33.5	42.3	56.8	61.0	+27.5
Public Health Campaigns (GI)	100.0	100.0	100.0	100.0	100.0	100.0	100.0	100.0	100.0	100.0	100.0	100.0	100.0	100.0	75.0	-25.0

CENTRAL AFRICA



OVERALL GOVERNANCE

40.9

2014 SCORE/100
2014 RANK/8; 1=BEST



SAFETY & RULE OF LAW

41.2



PARTICIPATION
& HUMAN RIGHTS

38.9



SUSTAINABLE ECONOMIC
OPPORTUNITY

33.6



HUMAN DEVELOPMENT

49.7

CAMEROON

	45.9	3
	44.2	4
	37.9	4
	41.6	1
	59.8	3

CAR

	24.9	8
	14.3	8
	34.1	5
	22.0	8
	29.0	8

CHAD

	32.8	7
	38.7	6
	30.6	7
	27.9	6
	34.1	7

CONGO

	42.8	4
	45.8	3
	38.2	3
	36.8	4
	50.4	5

DRC

	33.9	6
	28.3	7
	32.4	6
	31.4	5
	43.4	6

EQUATORIAL GUINEA

	35.5	5
	39.3	5
	22.0	8
	27.6	7
	53.1	4

GABON

	52.2	2
	57.7	2
	48.6	2
	41.2	2
	61.2	2

SÃO TOMÉ & PRÍNCIPE

	59.1	1
	61.5	1
	67.6	1
	40.4	3
	66.7	1

The 2015 IIAG was calculated using data from 33 independent institutions.

African Development Bank (AfDB)
 African Union Commission (AUC)
 Armed Conflict Location & Event Data Project (ACLED)
 Bertelsmann Stiftung (BS)
 Economist Intelligence Unit (EIU)
 Freedom House (FH)
 Ghana Center for Democratic Development (CDD-Ghana)
 Global Integrity (GI)
 Institut de Recherche Empirique en Economie Politique (IREEP)
 Inter-agency Group for Child Mortality Estimation (IGME)
 Internal Displacement Monitoring Centre (IDMC)
 International Centre for Tax and Development (ICTD)
 International Fund for Agricultural Development (IFAD)
 International Telecommunication Union (ITU)
 Inter-Parliamentary Union (IPU)
 Joint United Nations Programme on HIV/AIDS (UNAIDS)
 Office of the High Commissioner for Human Rights (OHCHR)
 Office of the United Nations High Commissioner for Refugees (UNHCR)
 Organisation for Economic Co-operation and Development (OECD)
 Political Terror Scale (PTS)
 Reporters sans frontières (RSF)
 The Heritage Foundation (HER)
 United Nations Children's Fund (UNICEF)
 United Nations Department of Economic and Social Affairs (UNDESA)
 United Nations Development Programme (UNDP)
 United Nations Economic Commission for Africa (UNECA)
 United Nations Educational, Scientific and Cultural Organization (UNESCO)
 United Nations Office of Legal Affairs (UNOLA)
 United States Department of State - Office to Monitor and Combat Trafficking in Persons (USDS)
 Uppsala University, Department of Peace and Conflict Research - Uppsala Conflict Data Programme (UCDP)
 World Bank (WB)
 World Economic Forum (WEF)
 World Health Organization (WHO)

To explore the 2015 IIAG further, including information on the IIAG methodology and data sources, download the IIAG Data Portal, Executive Summary or Sub-category Insights from www.moibrahimfoundation.org/iiag/downloads/.



The IIAG Data Portal is an interactive Excel-based application, available for in-depth analysis of the results of the IIAG, in English or French.

- > EXPLORE KEY FINDINGS
- > EXPLORE BY COUNTRY
- > EXPLORE BY REGION, REC OR GEOGRAPHICAL GROUPING
- > EXPLORE BY INDICATOR
- > COMPARE COUNTRIES OR GROUPS



Join the discussion on Twitter or Facebook:

[@Mo_IbrahimFdn](https://twitter.com/Mo_IbrahimFdn) #IIAG [f /MoibrahimFoundation](https://www.facebook.com/MoibrahimFoundation)

www.moibrahimfoundation.org

 /MoIbrahimFoundation  @Mo_IbrahimFdn #IIAG